



PHOENIX
BOATS

2012








We love to fish, & it shows...

We at Phoenix have a passion for bass fishing that starts at the top and flows throughout the company to our craftsmen who build the boats. From Bassmaster tournaments and weekend tournaments to spending time fishing with our family and friends, we truly love the sport. It is this passion that has fueled us for many years and brought many of the fishing features that you see on the Phoenix today. Our goal is to make every boat that goes out our door the best fishing platform it can be, in both design and construction, for our customers. We do love to fish, and we believe it shows in our boats.



Gary Clouse
President Phoenix Boats®



Better Materials. Better Boats.

A high quality boat cannot be built without high quality materials. At Phoenix, we buy the best raw materials and components available. AME 5000 resins, knit-type fiberglass cloths (a and b), and Plexus brand adhesives to bond the stringer (d), Coosa Composite in our transom (e), and Trevira cloths for superior screw retention are the materials that make Phoenix different than others. Before you choose a boat, you owe it to yourself to compare the complete package of quality materials, craftsmanship, fishability and performance. We believe it will be hard to find a better choice!



921 ProXP

Length:	21' 6"
Beam:	96"
Fuel Cap.:	50 gal.
Max HP:	200-250 HP
Weight: (approx.)	1950 lbs.
Livewell Cap.:	44 gal.



Introducing our newest addition to the Pro XP line up...

From our passion to produce the finest fishing platform available we bring you...

the Phoenix 921 Pro XP. Handcrafted to give you the best fishing platform in the industry. Through the incorporation of the patented Diamond Vee hull design we have produced the softest, driest, best handling hull design in the industry. The fishermen-friendly layout includes a rod storage rack capable of holding fourteen 8' rods, tackle storage capable of holding twenty-three 3600 series and seven 3700 series Plano-style boxes and a front casting deck to be envied by all.

STANDARD FEATURES

- ALL COMPOSITE CONSTRUCTION INCLUDING TRANSOM & STRINGERS
- TELEFLEX HYDRAULIC TILT STEERING
- CUSTOM STEERING WHEEL
- 10" ADJUSTABLE JACK PLATE
- TELEFLEX TRIM AT THE HELM
- HOT FOOT THROTTLE W/ ADJ. SLIDE
- **LOWRANCE HDS 8 FLUSH IN BOW**
- **LOWRANCE HDS 8 FLUSH IN CONSOLE**
- **LOWRANCE NEMA Harness w/ LGC 4000 PUCK**
- FULL INSTRUMENTATION INCL TACH, SPEEDOMETER, VOLT, TRIM, WATER PRESSURE & FUEL GAUGES
- FLUSH MOUNT CONTROLS
- PASSENGER ROD BOX / RAMP
- RECESSED TROLLING MOTOR FOOT PEDAL
- AUXILIARY POWER OUTLET
- PASSENGER GRAB HANDLE & FOOT REST/BRACE
- ROD BUCKLES
- LED COURTESY LIGHTS
- LED COMPARTMENT LIGHTS
- SNAKE LIGHT
- PORT SIDE ROD ORGANIZER
- 2 CUSTOM BUCKET SEATS
- STEP UP CONSOLE STORAGE
- 1 FOLD DOWN SEAT/1 BIKE SEAT & PWR PRO POLE
- **ALUMINUM GAS TANK**
- MODULAR POD STYLE CONSOLE
- STAINLESS BIRD LOGO ON NET LID
- **ATTWOOD CUSTOM COVER**
- STEP UP COOLER
- **UNDER SEAT NET STORAGE**
- WINDSHIELD
- LED NAVIGATION LIGHTS
- STAINLESS STEEL LID ASSIST
- **MINN KOTA FORTREX 101 36V 45"**
- FOUR BANK BATTERY CHARGER
- BOW PANEL WITH SWITCHES
- LIVEWELL RECIRCULATION SYSTEM
- LIVEWELL PUMP OUT SYSTEM
- LIVEWELL LIGHTS
- TWO 1100 GPH AUTO BILGE PUMP
- STAINLESS STEEL PULL UP CLEATS
- **STAINLESS LOCKING LATCHES**

"The Phoenix 921 Pro XP has the deck space & storage that I need to be competitive at the Elite level."

- Aaron Martens



Boats may be shown with optional equipment.



721 ProXP

Length:	20' 11"
Beam:	96"
Fuel Cap.:	50 gal.
Max HP:	200-250 HP
Weight: (approx.)	1850 lbs.
Livewell Cap.:	44 gal.

“My Phoenix 721 Pro XP has the Speed and Agility to get me to all of my favorite backwater sloughs with plenty of time to fish.”

- Greg Hackney



Performance, Speed & Fishability...

The patented Diamond Vee hull design insures superb on-plane time, superior turning capabilities and a dry rough water ride. Fishability is a term that serious anglers know well. Standard features like the Lowrance HDS 7 unit mounted flush in the modular, completely-enclosed console, Lowrance HDS 7 flush-mounted in the bow and net storage built in the cockpit floor are just a few features that define this term. Quality starts with a hand-laid hull using Ashland AME 5000 resins, superior knit-type fiberglass cloth and all composite construction, and it ends with Tennessee craftsmanship and pride in our work. Your choice of Mercury, Yamaha, Evinrude, or Honda outboards makes this a rig that will set you apart from the competition.

STANDARD FEATURES

- ALL COMPOSITE CONSTRUCTION INCLUDING TRANSOM & STRINGERS
- TELEFLEX HYDRAULIC TILT STEERING
- CUSTOM STEERING WHEEL
- 8" ADJUSTABLE JACK PLATE
- TELEFLEX TRIM AT THE HELM
- HOT FOOT THROTTLE W/ ADJ. SLIDE
- **LOWRANCE HDS 7 FLUSH IN CONSOLE**
- **LOWRANCE HDS 7 FLUSH IN BOW**
- FULL INSTRUMENTATION INCL. TACH, SPEEDOMETER, VOLT, TRIM, WATER PRESSURE & FUEL GAUGES
- FLUSH MOUNT CONTROLS
- PASSENGER SIDE ROD BOX / RAMP
- RECESSED TROLLING MOTOR FOOT PETAL
- AUXILIARY POWER OUTLET
- PASSENGER GRAB HANDLE & FOOT REST/ BRACE
- ROD BUCKLES
- LED COURTESY LIGHT
- LED COMPARTMENT LIGHTS
- PORT SIDE ROD ORGANIZER
- 2 CUSTOM BUCKET SEATS
- 1 FOLD DOWN SEAT/1 BIKE SEAT & PWR PRO POLE
- **ALUMINIUM GAS TANK**
- **ATTWOOD CUSTOM COVER**
- STEP UP CONSOLE STORAGE
- **UNDER SEAT NET STORAGE**
- STEP UP COOLER
- WINDSHIELD
- LED NAVIGATION LIGHTS
- STAINLESS STEEL LID ASSIST
- SNAKE LIGHT
- **MINN KOTA FORTREX 80 24v 42"**
- **MINN KOTA MK 330 BATTERY CHARGER**
- BOW PANEL WITH SWITCHES
- LIVEWELL RECIRCULATION SYSTEM
- LIVEWELL PUMP OUT SYSTEM
- LIVEWELL LIGHTS
- 1100 GPH AUTO BILGE PUMP
- STAINLESS STEEL PULL UP CLEATS
- **STAINLESS LOCKING LATCHES**
- TANDEM AXLE TRAILER W/ DISC BRAKES
- **GATOR HYDE FINISH**
- ALUMINIUM STEP PADS
- **CUSTOM ALUMINIUM WHEELS W/ RADIAL TIRES**
- RATCHET TIE DOWNS
- LAZER CUT "PHOENIX" STEP PADS
- OEM GRADE VAULT HYBRID LUBE SYSTEM
- BOW STEP PADS
- SWING TONGUE
- **MATCHING SPARE**



Boats may be shown with optional equipment.

719 ProXP

Length:	19' 8"
Beam:	96"
Fuel Cap.:	40 gal.
Max HP:	150-225 HP
Weight: (approx.)	1750 lbs.
Livewell Cap.:	44 gal.



The 719 ProXP is 19' 8" of pure performance

Rated for a 225 HP Mercury, Yamaha, Evinrude or Honda giving you a combination of hole shot, top-end speed and fishability that you can't beat. The tandem trailer with swing tongue allows you to fit this into most garages with ease. Tilt steering and center storage between the racing style bucket seats gives the feel and comfort that today's serious bass angler demands.



Fishability in all areas...

The tackle organization is second to none in a Phoenix. The rotating tackle system gives you, the angler, more time casting and less time looking for baits. Cockpit features like the totally enclosed console with large screen electronics standard and console storage between the custom racing-style bucket seats make Phoenix a true angler's boat.

STANDARD FEATURES

- ALL COMPOSITE CONSTRUCTION INCLUDING TRANSOM AND STRINGERS
- TELEFLEX HYDRAULIC TILT STEERING
- CUSTOM STEERING WHEEL
- 8" ADJUSTABLE JACK PLATE
- TELEFLEX TRIM AT THE HELM
- HOT FOOT THROTTLE WITH ADJ. SLIDE
- **LOWRANCE HDS 5 FLUSH IN CONSOLE**
- **LOWRANCE HDS 5X FLUSH IN BOW**
- FULL INSTRUMENTATION INCL TACH, SPEEDOMETER, VOLT, TRIM, WATER PRESSURE & FUEL GAUGES
- FLUSH MOUNT CONTROLS
- PASSENGER ROD BOX / RAMP
- RECESSED TROLLING MOTOR FOOT PEDAL
- AUXILLARY POWER OUTLET
- PASSENGER GRAB HANDLE & FOOT REST/BRACE
- ROD BUCKLES
- LED COURTESY LIGHT
- LED COMPARTMENT LIGHTS
- PORT SIDE ROD ORGANIZER
- 2 CUSTOM BUCKET SEATS
- 1 FOLD DOWN SEAT/1 BIKE SEAT & PWR PRO POLE
- **ALUMINUM GAS TANK**
- **ATTWOOD CUSTOM COVER**
- STEP UP CONSOLE STORAGE
- **UNDER SEAT NET STORAGE**
- STEP UP COOLER
- WINDSHIELD
- LED NAVIGATION LIGHTS
- STAINLESS STEEL LID ASSIST
- SNAKE LIGHT
- **MINN KOTA FORTREX 80 24v 42"**
- MINN KOTA MK 330 BATTERY CHARGER
- BOW PANEL WITH SWITCHES
- LIVEWELL RECIRCULATION SYSTEM
- LIVEWELL PUMP OUT SYSTEM
- LIVEWELL LIGHTS
- 1100 GPH AUTO BILGE PUMP
- STAINLESS STEEL PULL UP CLEATS
- **STAINLESS LOCKING LATCHES**
- TANDEM AXLE TRAILER W/ DISC BRAKES
- **GATOR HYDE FINISH**
- ALUMINUM STEP PADS
- **CUSTOM ALUMINUM WHEELS W/ RADIAL TIRES**
- RATCHET TIE DOWNS
- LAZER CUT "PHOENIX" STEP PADS
- OEM GRADE VAULT HYBRID LUBE SYSTEM
- BOW STEP PADS
- SWING TOUNGE
- **MATCHING SPARE**





Gary Clouse, President Phoenix Boats, Bassmaster Open Series and PAA Angler
"As an angler myself, I encourage you to drive a Phoenix before you buy your next boat. You will not be disappointed!"



Boats may be shown with optional equipment.



619 Pro

Length:	19' 8"
Beam:	96"
Fuel Cap.:	40 gal.
Max HP:	150-200HP
Weight: (approx.)	1750 lbs.
Livewell Cap.:	44 gal.

The 619 Pro is the best value you will find in a 19' 8" boat

It is rated for a 200 HP outboard with a fuel capacity of 40 gallons, giving you the range to go where you need to. More front deck room, livewell size and dry storage than other boats in its class, make this boat one of the most popular in the lineup. The console is the same as its bigger brother, allowing you to upgrade to the Humminbird 998 Side Imaging unit or the Lowrance HDS 10 flush mounted.



Performance in every detail...

There are many ways to define performance. Top end speed, hole shot and turning capabilities are what we hang our hat on. Additional Phoenix performance features that you will use everyday on the water include the recessed trolling motor pedal, tool storage, and step-up cooler.

STANDARD FEATURES

- ALL COMPOSITE CONSTRUCTION INCLUDING TRANSOM AND STRINGERS
- TELEFLEX HYDRAULIC TILT STEERING
- CUSTOM STEERING WHEEL
- TELEFLEX TRIM AT THE HELM
- **HOT FOOT THROTTLE WITH ADJ. SLIDE**
- **2 LOWRANCE MARK 5X 1 FLUSH IN CONSOLE, 1 FLUSH IN BOW**
- FULL INSTRUMENTATION INCL. TACH, SPEEDOMETER, VOLT, TRIM, WATER PRESSURE & FUEL GAUGES
- FLUSH MOUNT CONTROLS
- PASSENGER SIDE ROD/ RAMP
- RECESSED TROLLING MOTOR FOOT PETAL
- AUXILLARY POWER OUTLET
- PASSENGER GRAB HANDLE & FOOT REST/BRACE
- COURTESY LIGHT
- PORT SIDE ROD ORGANIZER
- 2 CUSTOM BUCKET SEATS
- 1 FOLD DOWN SEAT/1 BIKE SEAT & PWR PRO POLE
- **ALUMINUM GAS TANK**
- MODULAR POD STYLE CONSOLE
- UNDER SEAT NET STORAGE
- **8" T-H JACK PLATE**
- **ATTWOOD CUSTOM COVER**
- STEP UP COOLER
- WINDSHIELD
- **SNAKE LIGHT**
- NAVIGATION LIGHTS
- STAINLESS STEEL LID ASSIST
- **MINN KOTA MAX 70 SC 24V**
- **MINN KOTA MK 220 BATTERY CHARGER**
- CONSOLE STORAGE BOX
- 2 LIVEWELLS W/ LIGHTS
- LIVEWELL RECIRCULATION SYSTEM
- **LIVEWELL PUMP OUT SYSTEM**
- 1100 GPH AUTO BILGE PUMP
- STAINLESS STEEL PULL UP CLEATS
- **STAINLESS LOCKING LATCHES**
- SINGLE AXLE TRAILER W/ DISC BRAKES
- **GATOR HYDE FINISH**
- ALUMINUM STEP PADS
- **CUSTOM ALUMINUM WHEELS W/ RADIAL TIRES**
- OEM GRADE VAULT HYBRID LUBE SYSTEM
- **SWING TONGUE**
- **MATCHING SPARE**
- LED TRAILER LIGHTS





618 Pro

Length:	18' 6"
Beam:	94"
Fuel Cap.:	36 gal.
Max HP:	115-150 HP
Weight: (approx.)	1500 lbs.
Livewell Cap.:	34 gal.

Redefining the word standard...

If you are looking for a 18' 6" boat that has all the standard features of a 21' boat, look no further. Standard with the totally enclosed driver console, rotating tackle system, under-seat net storage and buddy rod locker. This boat is sure to be the talk of the season. The knit type construction is the same as all boats that we build. Add to that the same stainless latches and fittings and you will not find a better boat for your dollar.

STANDARD FEATURES

- ALL COMPOSITE CONSTRUCTION INCLUDING TRANSOM AND STRINGERS
- TELEFLEX HYDRAULIC TILT STEERING
- CUSTOM STEERING WHEEL
- TELEFLEX TRIM AT THE HELM
- **HOT FOOT THROTTLE WITH SLIDE**
- **2 LOWRANCE MARK 5X 1 FLUSH IN CONSOLE, 1 FLUSH IN BOW**
- FULL INSTRUMENTATION INCL. TACH, SPEEDOMETER, VOLT, TRIM, WATER PRESSURE & FUEL GAUGES
- FLUSH MOUNT CONTROLS
- PASSENGER ROD BOX / RAMP
- RECESSED TROLLING MOTOR FOOT PETAL
- AUXILIARY POWER OUTLET
- PASSENGER GRAB HANDLE & FOOT REST/BRACE
- ROD BUCKLES
- COURTESY LIGHTS
- PORT SIDE ROD ORGANIZER
- 2 CUSTOM BUCKET SEATS
- 1 FOLD DOWN SEAT/1 BIKE SEAT & PWR PRO POLE
- **ALUMINUM GAS TANK**
- MODULAR POD STYLE CONSOLE
- UNDER SEAT NET STORAGE
- **8" TH JACK PLATE**
- **ATTWOOD CUSTOM COVER**
- STEP UP COOLER
- WINDSHIELD
- **SNAKE LIGHT**
- NAVIGATION LIGHTS
- STAINLESS STEEL LID ASSIST
- MINN KOTA MAX 70 SC 24V
- MINN KOTA MK 220 BATTERY CHARGER
- CONSOLE STORAGE BOX
- 2 LIVEWELLS W/ LIGHTS
- LIVEWELL RECIRCULATION SYSTEM
- LIVEWELL PUMP OUT SYSTEM
- **LIVEWELL LIGHTS**
- 1100 GPH AUTO BILGE PUMP
- STAINLESS STEEL PULL UP CLEATS
- **STAINLESS LOCKING LATCHES**
- **GATOR HYDE FINISH**
- SINGLE AXLE TRAILER W/ DISC BRAKES
- ALUMINUM STEP PADS
- **CUSTOM ALUMINUM WHEELS W/ RADIAL TIRES**
- OEM GRADE VAULT HYBRID LUBE SYSTEM
- **SWING TONGUE**
- **MATCHING SPARE**
- **LED TRAILER LIGHTS**



Optional patented quick release passenger console

Fishability in all areas...

The console in a Phoenix is easy to get in and out. The net storage under the seat and buddy rod locker keep the cockpit area organized for today's serious angler.





 **PHOENIX** BOATS
FIRST FLIGHT
Tournament Rewards

For more information on our First Flight Tournament Reward program visit www.phoenixfirstflight.com.

210 Industrial Boulevard, Tullahoma, TN 37388 | P 931.455.2014 | www.phoenixbassboats.com

© 2012 Copyright Phoenix Boats®

Phoenix Boats® may introduce new colors, fabrics, styling and options throughout the year. Specifications and models shown are subject to change without notice. Some boats in this catalog contain optional equipment.